

2008 Silicon Valley Deloitte Technology Fast 50 Awards

Hosts:

Deloitte.

Silicon Valley Bank >

A Member of SVB Financial Group

 KORN/FERRY INTERNATIONAL

Cooley
GODWARD KRONISH LLP

 **abd** insurance services financial
A Wells Fargo Company


C&C
CLIENT
SOLUTIONS
CORNISH & CAREY
COMMERCIAL
ONCOR INTERNATIONAL

Dear Fast 50 Winner,

Congratulations on being named one of the fastest growing companies in Silicon Valley! Your company has demonstrated tremendous achievement and we are proud to share this evening with you.

The 2008 Technology Fast 50 Awards act as an industry benchmark signifying your company's accomplishment to shareholders, venture capitalists and industry analysts alike. This is a great way for your company to build on its eminence in the high-tech industry and we look forward to supporting your growth going forward.

As the hosts of the Silicon Valley Technology Fast 50, we again congratulate you and your company on its great success.

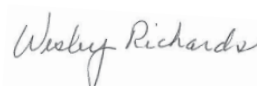
Sincerely,



Mark Jensen
Deloitte & Touche LLP




Tom Vertin
Silicon Valley Bank



Wesley Richards
Korn/Ferry International



Sally Kay
Cooley Godward Kronish LLP



Brian M. Hetherington
ABD Insurance and Financial Services -
A Wells Fargo Company



Jay R. Phillips
Cornish & Carey Client
Solutions

About the Silicon Valley Technology Fast 50

The Silicon Valley Technology Fast 50 is a ranking of the fastest growing technology, media, telecommunications and life sciences companies in the Silicon Valley based on percentage fiscal year revenue growth over five years (2003-2007), indicating speed of growth—not current financial performance or profitability. This year, we are recognizing companies in the following categories:

- Billion Dollar Club
- Software and Information Technology
- Scientific & Medical Equipment and Biotechnology
- Internet, Media & Entertainment and Communication
- Rising Star

To be eligible for the Fast 50, a company must meet the following criteria:

1. Own proprietary intellectual property or proprietary technology that contributes to a significant portion of the company's operating revenues or devotes a significant proportion of revenues to research and development of technology. Using another companies' technology or intellectual property in a unique way does not qualify.
2. Meet minimum operating revenue requirements of at least \$50,000 and \$5,000,000 for fiscal year 2003 and 2007, respectively.
3. Be in business a minimum of five years.
4. Be headquartered within the San Francisco Bay Area.

The Billion Dollar Club

The Billion Dollar Club is new to this years' program and recognizes companies that have achieved \$1 billion or more in revenue during fiscal year 2007 and have more than doubled in revenue growth, demonstrating that even large companies can remain nimble, posting impressive year-over-year growth.

On the Horizon: Rising Stars

The Technology Fast 50 also recognizes Silicon Valley's fastest growing young companies. These companies on the rise have met the same criteria as the Fast 50 but have been in business a minimum of three years and have revenues in only three or four years. Revenue growth is based over three years (2005-2007).

Quotes from the top:

VMWare, Inc.

"We are pleased to be recognized as a member of the Fast 50," said Paul Maritz, president and chief executive officer, VMware. "Our success stems from addressing a fundamental need of both business and government to do more with less. VMware virtualization has become a strategic platform for our customers by reducing hardware and operational costs and increasing efficiency, flexibility and effectiveness. Moving forward, we are building on our value proposition by broadening our platform into a virtual datacenter operating system for an enterprise cloud that is highly elastic, self-managing and self-healing. We are proud of our market and innovation leadership, and dedicated to continuing to deliver increasingly transformative value to our customers."

Pure Digital Technologies, Inc.

"Consumers have embraced Flip Video because our products deliver on the simple promise to make video fun, affordable and easy," said Jonathan Kaplan, Chairperson and CEO of Pure Digital Technologies. "We are delighted to be part of this year's Fast 50 and want to formally thank our employees, investors, and business partners."

MobiTV, Inc.

"We are honored to have been recognized as a one of Silicon Valley's Fast 50 winners this year and want to thank the sponsors of this iconic event as well as our loyal customers and our employees who's creativity and talent allow us to keep inventing stronger products and technologies every year," said Bruce Gilpin, Chief Operating Officer, MobiTV.

Affymax, Inc.

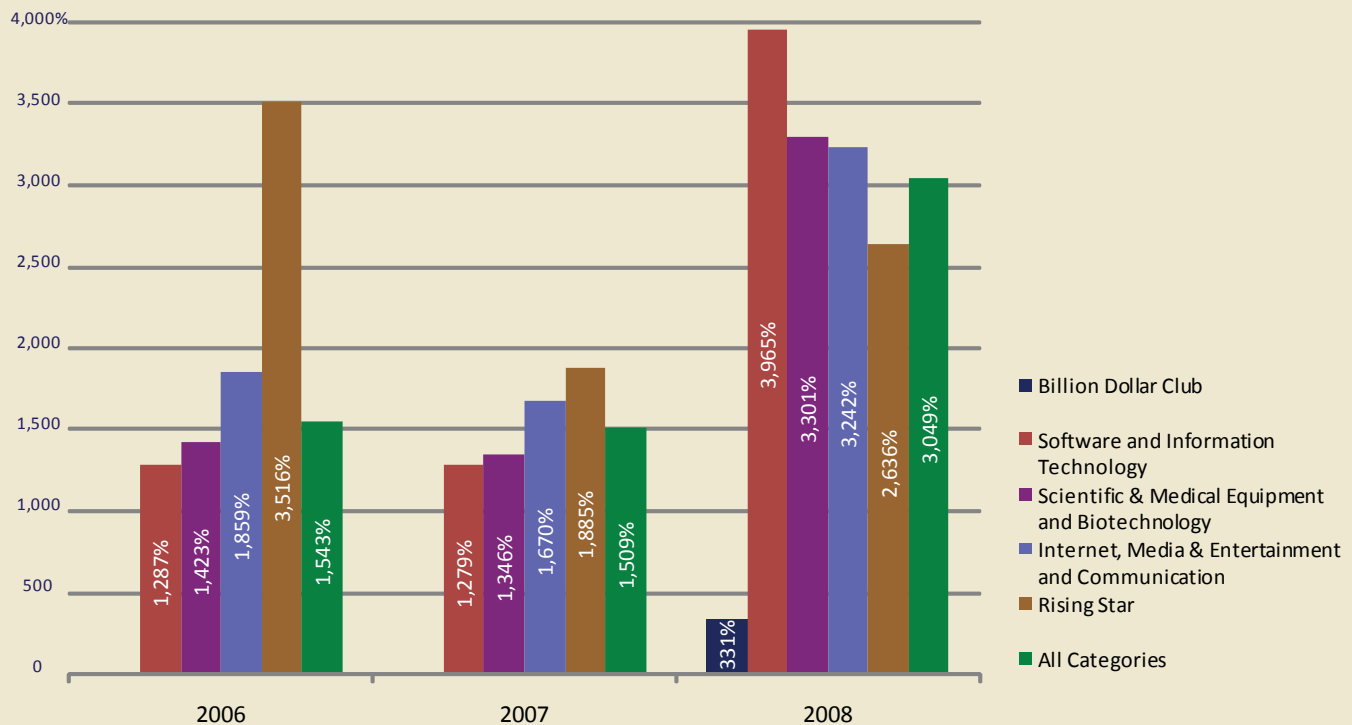
"As a biopharmaceutical development company, our value is driven by our ability to successfully shepherd our promising drug from inception through clinical trials and ultimately to FDA approval. Our success thus far has been due to the dedication and tenacity of our employees. Through their perseverance, Affymax is well positioned for growth which we believe will continue to build shareholder value" states Paul B. Cleveland, Chief Financial Officer and Executive Vice President, Corporate Development, Affymax. The Affymax team has been very successful in doing this and has achieved revenue growth of 19605% since 2003.

Splunk, Inc.

"We're proud that Splunk is being recognized as a 'Rising Star'," said Godfrey Sullivan, President and CEO, Splunk. "The rapid adoption of our disruptive Search for IT software, often called 'Google for the data center,' has resulted to date in over 750 customers and 50 partners worldwide, fueled by 175 talented employees. The immediate value Splunk customers derive from IT Search is the driving force behind our success and key to our continued growth."

Silicon Valley Fast 50 Companies

Average Percentage Growth



Billion Dollar Club

Rank	Company	City	5-year % Growth	CEO
1	VMware, Inc.	Palo Alto	1687%	Paul Maritz
2	Google Inc.	Mountain View	1032%	Eric Schmidt, Ph.D.
3	Gilead Sciences, Inc.	Foster City	387%	John Martin, Ph.D.
4	Netflix, Inc.	Los Gatos	343%	Reed Hastings
5	Yahoo! Inc.	Sunnyvale	329%	Jerry Yang
6	Juniper Networks, Inc.	Sunnyvale	304%	Kevin Johnson
7	Apple Inc.	Cupertino	287%	Steve Jobs
8	Symantec Corporation	Cupertino	270%	John Thompson
9	SanDisk Corporation	Milpitas	261%	Eli Harari, Ph.D.
10	Genentech, Inc.	South San Francisco	255%	Arthur Levinson, Ph.D.
11	Lam Research Corporation	Fremont	240%	Stephen Newberry
12	NetApp, Inc.	Sunnyvale	214%	Daniel Warmenhoven
13	Trimble Navigation Limited	Sunnyvale	162%	Steven Berglund
14	Adobe Systems Incorporated	San Jose	144%	Shantanu Narayan
15	Brocade Communications Systems, Inc.	San Jose	135%	Michael Klayko
16	Autodesk, Inc.	San Rafael	123%	Carl Bass
17	Applied Materials, Inc.	Santa Clara	117%	Michael Splinter
18	Spansion Inc.	Sunnyvale	110%	Bertrand Cambou, Ph.D.
19	KLA-Tencor Corporation	San Jose	107%	Richard Wallace
20	JDS Uniphase Corporation	Milpitas	107%	Kevin Kennedy Ph.D.

Software and Information Technology

Rank	Company	City	5-year % Growth	CEO
1	Pure Digital Technologies, Inc.	San Francisco	44667%	Jonathan Kaplan
2	Proofpoint, Inc.	Sunnyvale	36857%	Gary Steele
3	H5	San Francisco	15554%	Nicolas Economou
4	Mark Logic Corporation	San Carlos	15174%	Dave Kellogg
5	ONStor, Inc.	Campbell	11879%	Bob Miller
6	Coverity Inc.	San Francisco	9508%	Seth Hallem
7	ArcSight, Inc.	Cupertino	8553%	Tom Reilly
8	Electric Cloud, Inc.	Sunnyvale	7670%	Mike Maciag
9	ISTS Worldwide, Inc.	Fremont	4589%	Viren Rana
10	MetricStream, Inc.	Palo Alto	4496%	Shellye Archambeau
11	BigFix, Inc.	Emeryville	3233%	Dave Robbins
12	Panasas, Inc.	Fremont	2532%	Randy Strahan
13	Apache Design Solutions, Inc.	San Jose	2524%	Andrew Yang
14	ZoomSystems	San Francisco	2189%	Gower Smith
15	Cavium Networks, Inc.	Mountain View	2128%	Syed Ali
16	Discovery Mining, Inc.	San Francisco	2112%	Matthew Work
17	InnoPath Software, Inc.	Sunnyvale	2099%	John Fazio
18	3PAR Inc.	Fremont	1458%	David Scott
19	SuccessFactors, Inc.	San Mateo	1437%	Lars Dalgaard
20	Qumu, Inc.	Emeryville	1367%	Ray Hood
21	OCZ Technology Group Inc.	Sunnyvale	1241%	Ryan Petersen
22	NetSuite Inc.	San Mateo	1201%	Zach Nelson
23	Serus Corporation	Mountain View	1055%	Indu Navar
24	Nimsoft Inc.	Redwood City	981%	Gary Read
25	Merced Systems, Inc.	Redwood City	974%	Matt Glickman
26	AtHoc, Inc.	Burlingame	859%	Guy Miasnik
27	Enkata Technologies, Inc.	San Mateo	746%	David Stamm
28	MellanoX Technologies, Ltd.	Santa Clara	728%	Eyal Waldman
29	NetLogic Microsystems, Inc.	Mountain View	706%	Ronald Jankov
30	Cellmania, Inc.	Mountain View	624%	Ronjon Nag
31	Equilar, Inc.	Redwood Shores	578%	David Chun
32	Rackable Systems, Inc.	Fremont	568%	Mark Barrenechea
33	Silicon Optix Inc.	San Jose	562%	James L. Mannos, Ph.D.
34	WideOrbit, Inc.	San Francisco	523%	Eric Mathewson
35	Digital Fuel Technologies, Inc.	San Mateo	520%	Yisrael Dancziger
36	Intevac, Inc.	Santa Clara	495%	Kevin Fairbairn
37	Qualys, Inc.	Redwood Shores	494%	Philippe Courtot
38	Aviza Technology, Inc.	Scotts Valley	465%	Jerry Cutini
39	Monolithic Power Systems, Inc.	San Jose	454%	Michael Hsing
40	Techwell, Inc.	San Jose	438%	Hiro Kozato
41	Rainmaker Systems, Inc.	Campbell	437%	Michael Silton
42	Tessera Technologies, Inc.	San Jose	424%	Hank Nothhaft
43	Ultra Clean Holdings, Inc.	Menlo Park	421%	Clarence Granger
44	DemandTec, Inc.	San Carlos	416%	Daniel Fishback
45	Trident Microsystems, Inc.	Santa Clara	413%	Sylvia Summers
46	Sigma Designs, Inc.	Milpitas	403%	Thinh Tran
47	OmniVision Technologies, Inc.	Santa Clara	385%	Shaw Hong
48	KXEN, Inc.	San Francisco	379%	Roger Haddad
49	Atheros Communications, Inc.	Santa Clara	377%	Craig Barratt, Ph.D.
50	Oplink Communications, Inc.	Fremont	373%	Joseph Liu

Internet, Media & Entertainment, and Communication

Rank	Company	City	5-year % Growth	CEO
1	MobiTV, Inc.	Emeryville	33712%	Charlie Nooney
2	Cortina Systems, Inc.	Sunnyvale	29144%	Amir Nayyerhabibi
3	Delivery Agent, Inc.	San Francisco	19356%	Mike Fitzsimmons
4	NeoPhotonics Corporation	San Jose	15159%	Timothy S. Jenks
5	TeleNav, Inc.	Sunnyvale	14087%	H.P. Jin
6	AdBrite, Inc.	San Francisco	7178%	Ignacio Fanlo
7	AuctionDrop, Inc.	Menlo Park	3834%	George E. Northup
8	Glu Mobile Inc.	San Mateo	3636%	Greg Ballard
9	FunMobility, Inc.	Pleasanton	3311%	Adam Lavine
10	WhiteHat Security, Inc.	Santa Clara	2491%	Stephanie Fohn
11	Visto Corporation	Redwood City	2144%	Brian Bogosian
12	Granicus, Inc.	San Francisco	2143%	Tom Spengler
13	Optoplex Corporation	Fremont	1908%	James Sha
14	Zazzle.com, Inc.	Redwood City	1632%	Robert Beaver
15	CoreOptics, Inc.	San Jose	1484%	Hamid Arabzadeh
16	Pandora Media, Inc.	Oakland	1434%	Joe Kennedy
17	Bay Microsystems, Inc.	San Jose	1396%	Charles Gershman
18	FusionOne, Inc.	San Jose	1366%	Mike Mulica
19	NextG Networks, Inc.	San Jose	1308%	John Georges, Ph.D.
20	WageWorks, Inc.	San Mateo	1308%	Joe Jackson
21	Fortinet, Inc.	Sunnyvale	1055%	Ken Xie
22	Avanex Corporation	Fremont	893%	Giovanni Barbarossa
23	salesforce.com, inc.	San Francisco	875%	Marc Benioff
24	PeopleFinders	Sacramento	872%	Rob Miller
25	ShoreTel, Inc.	Sunnyvale	851%	John Combs
26	24/7 Customer, Inc.	Campbell	735%	P.V. Kannan
27	BigBand Networks, Inc.	Redwood City	718%	Amir Bassan-Eskenzi
28	Zensys, Inc.	Fremont	704%	Tony Shakib
29	LoopNet, Inc.	San Francisco	575%	Richard Boyle Jr.
30	Exponential Interactive, Inc.	Emeryville	526%	Dilip DaSilva
31	Array Networks, Inc.	Milpitas	504%	Michael Zhao
32	Shutterfly, Inc.	Redwood City	495%	Jeffrey Housenbold
33	ServePath LLC	San Francisco	480%	John Keagy
34	Coremetrics, Inc.	San Mateo	468%	Joe Davis
35	VerticalResponse, Inc.	San Francisco	458%	Janine Popick
36	SIRF Technology Holdings Inc.	San Jose	350%	Diosdado Banatao
37	CyberSource Corporation	Mountain View	325%	William McKiernan
38	LiveWorld, Inc.	San Jose	321%	Peter Friedman
39	OpSource, Inc.	Santa Clara	306%	Treb Ryan
40	eHealth, Inc.	Mountain View	295%	Gary Lauer
41	MarketTools, Inc.	San Francisco	277%	Scott Arnold
42	Roamware, Inc.	San Jose	274%	Bobby Srinivasan
43	Ikanos Communications, Inc.	Fremont	270%	Michael Gulett
44	nCircle Network Security, Inc.	San Francisco	241%	Abe Kleinfeld
45	Bytemobile, Inc.	Mountain View	213%	Hatim Tyabji
46	Secure Computing Corporation	San Jose	212%	Dan Ryan
47	ZipRealty, Inc.	Emeryville	207%	Patrick Lashinsky
48	Super Micro Computer Inc.	San Jose	206%	Charles Liang
49	Alliance Fiber Optic Products, Inc.	Sunnyvale	195%	Peter Chang
50	GlobalEnglish Corporation	Brisbane	181%	Deepak Desai

Scientific & Medical Equipment, and Bio-Technology

Rank	Company	City	5-year % Growth	CEO
1	Affymax, Inc.	Palo Alto	19605%	Arlene Morris
2	InSite Vision Inc.	Alameda	17632%	S. Kumar Chandrasekaran, Ph.D.
3	SunPower Corporation	San Jose	15380%	Thomas Werner
4	DepoMed, Inc.	Menlo Park	6578%	Carl Pelzel
5	Accuray Incorporated	Sunnyvale	5083%	Euan Thomson, Ph.D.
6	Nuvelo, Inc.	San Carlos	4476%	Ted Love, M.D.
7	XenoPort, Inc.	Santa Clara	1727%	Ronald Barrett, Ph.D.
8	Dynavax Technologies Corporation	Berkeley	1606%	Dino Dina, M.D.
9	Alpha Innotech Corporation	San Leandro	1186%	Ronald Bissinger
10	BioMarin Pharmaceutical Inc.	Novato	905%	Jean-Jacques Bienaimé
11	Neurobiological Technologies, Inc.	Emeryville	793%	Paul Freiman
12	Conceptus, Inc.	Mountain view	737%	Mark Sieczkarek
13	BioForm Medical, Inc.	San Mateo	659%	Steve Basta
14	CV Therapeutics, Inc.	Palo Alto	633%	Louis Lange, M.D., Ph.D.
15	Micrus Endovascular Corporation	San Jose	609%	John Kilcoyne
16	Cepheid	Sunnyvale	599%	John Bishop
17	Intuitive Surgical, Inc.	Sunnyvale	555%	Lonnie Smith
18	Geron Corporation	Menlo Park	549%	Thomas Okarma, Ph.D., M.D.
19	Theravance, Inc.	South San Francisco	510%	Rick Wunningham
20	Genelabs Technologies, Inc.	Redwood City	479%	Frederick Driscoll
21	PDL BioPharma Inc.	Fremont	288%	Faheem Hasnain
22	Natus Medical Incorporated	San Carlos	282%	James Hawkins
23	Questcor Pharmaceuticals, Inc.	Union City	254%	Don Bailey
24	Sangamo Biosciences, Inc.	Richmond	253%	Edward Lanphier

Rising Star

Rank	Company	City	3-year % Growth	CEO
1	Splunk, Inc.	San Francisco	13870%	Godfrey Sullivan
2	Acclarent, Inc.	Menlo Park	12435%	William Facteau
3	IMVU, Inc.	Palo Alto	5797%	Cary Rosenzweig
4	Canopy Financial, Inc.	San Francisco	3730%	Vikram Kashyap
5	Ruckus Wireless, Inc.	Sunnyvale	2330%	Selina Lo
6	SignalDemand, Inc.	San Francisco	1561%	Michael Neal
7	IODA, Inc.	San Francisco	1258%	Kevin Arnold
8	NorthStar Systems International, Inc.	San Francisco	1194%	Collin Cohens
9	Silego Technology, Inc.	Santa Clara	1041%	Ilbok Lee
10	Riverbed Technology, Inc.	San Francisco	930%	Jerry Kennelly
11	Fortify Software, Inc.	San Mateo	681%	John Jack
12	PlayFirst, Inc.	San Francisco	643%	John Welch
13	oDesk Corporation	Menlo Park	516%	Gary Swart
14	NComputing, Inc.	Redwood City	489%	Stephen Dukker
15	Intermatix Corporation	Fremont	298%	Peter Larsson
16	Xceive Corporation	Santa Clara	293%	Jean-Louis Bories
17	Luidia, Inc.	San Carlos	200%	Raphael Holtzman
18	IntelePeer, Inc.	Foster City	187%	Frank Fawzi

About Deloitte

Deloitte refers to one or more of Deloitte Touche Tohmatsu, a Swiss Verein, and its network of member firms, each of which is a legally separate and independent entity. Please see www.deloitte.com/about for a detailed description of the legal structure of Deloitte Touche Tohmatsu and its member firms. Please see www.deloitte.com/us/about for a detailed description of the legal structure of Deloitte LLP and its subsidiaries.